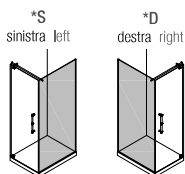


SOVRANA

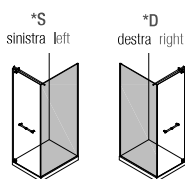
articolo article	range da... a... cm range from... to... cm	apertura in cm opening cm	fissetto (A) in cm fixed part (A) cm	fissetto (B) in cm fixed part (B) cm	finiture profili profiles finishings	F	1	2
						€	€	€



Sovrana A10 - Porta per angolo pivot / Corner pivot door

Sovrana / A10	66 - 98,5	55 - 88	-	-	Q			
SOA10X00*/_ _					I			
					B			

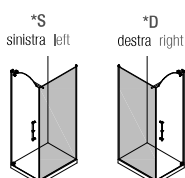
Maniglia inclusa / Handle included



Sovrana A20 - Porta per angolo pivot / Corner pivot door

Sovrana / A20	66 - 98,5	55 - 88	-	-	Q			
SOA20X00*/_ _					I			
					B			

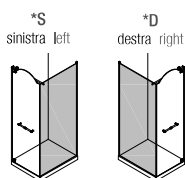
Maniglia inclusa / Handle included



Sovrana A30 - Porta per angolo pivot / Corner pivot door

Sovrana / A30	66 - 98,5	55 - 88	-	-	Q			
SOA30X00*/_ _					I			
					B			

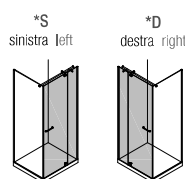
Maniglia e pomelli inclusi / Handle and knobs included



Sovrana A40 - Porta per angolo pivot / Corner pivot door

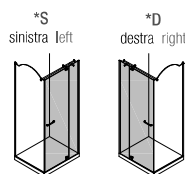
Sovrana / A40	66 - 98,5	55 - 88	-	-	Q			
SOA40X00*/_ _					I			
					B			

Maniglia e pomelli inclusi / Handle and knobs included



Sovrana FB0 - Lato fisso per combinazioni / Fixed side for combinations

Sovrana / FB0	66 - 88,5	-	-	-	Q			
SOFB0X00*/_ _					I			
					B			



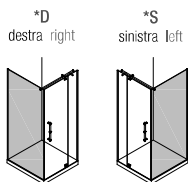
Sovrana FBX - Lato fisso per combinazioni / Fixed side for combinations

Sovrana / FBX	66 - 88,5	-	-	-	Q			
SOFBX00*/_ _					I			
					B			

Pomelli inclusi / Knobs included

SOVRANA

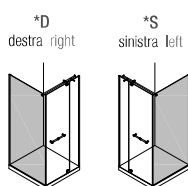
articolo article	range da... a... cm range from... to... cm	apertura in cm opening cm	fissetto (A) in cm fixed part (A) cm	fissetto (B) in cm fixed part (B) cm	finiture profili profiles finishings	F	1	2
						€	€	€



Sovrana A11 - Porta per angolo pivot / Corner pivot door

Sovrana / A11	98,5 - 178,5	66 - 68	23,5 - 103,5	-	Q			
SOA11X00*/__					I			
					B			

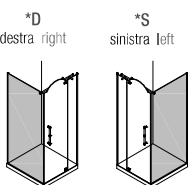
Maniglia inclusa / Handle included



Sovrana A21 - Porta per angolo pivot / Corner pivot door

Sovrana / A21	98,5 - 178,5	66 - 68	23,5 - 103,5	-	Q			
SOA21X00*/__					I			
					B			

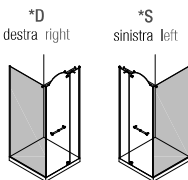
Maniglia inclusa / Handle included



Sovrana A31 - Porta per angolo pivot / Corner pivot door

Sovrana / A31	98,5 - 178,5	66 - 68	23,5 - 103,5	-	Q			
SOA31X00*/__					I			
					B			

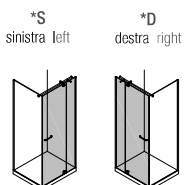
Maniglia e pomelli inclusi / Handle and knobs included



Sovrana A41 - Porta per angolo pivot / Corner pivot door

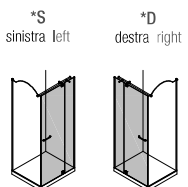
Sovrana / A41	98,5 - 178,5	66 - 68	23,5 - 103,5	-	Q			
SOA41X00*/__					I			
					B			

Maniglia e pomelli inclusi / Handle and knobs included



Sovrana FB0 - Lato fisso per combinazioni / Fixed side for combinations

Sovrana / FB0	66 - 88,5	-	-	-	Q			
SOFB0X00*/__					I			
					B			



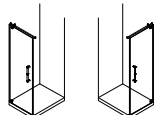
Sovrana FBX - Lato fisso per combinazioni / Fixed side for combinations

Sovrana / FBX	66 - 88,5	-	-	-	Q			
SOFBX00*/__					I			
					B			

Pomelli inclusi / Knobs included

SOVRANA

*S sinistra left *D destra right

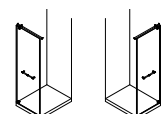


Sovrana P10 - Porta battente in nicchia / Niche pivot door

articolo article	range da... a... cm range from... to... cm	apertura in cm opening cm	fissetto (A) in cm fixed part (A) cm	fissetto (B) in cm fixed part (B) cm	finiture profili profiles finishings	F	1	2
						€	€	€
Sovrana / P10	66 - 87	55 - 75	-	-	Q			
SOP10X00*/_					I			
					B			

Maniglia inclusa / Handle included

*S sinistra left *D destra right

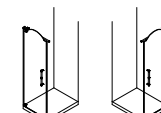


Sovrana P20 - Porta battente in nicchia / Niche pivot door

Sovrana / P20	66 - 87	55 - 75	-	-	Q			
SOP20X00*/_					I			
					B			

Maniglia inclusa / Handle included

*S sinistra left *D destra right

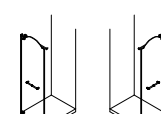


Sovrana P30 - Porta battente in nicchia / Niche pivot door

Sovrana / P30	66 - 87	55 - 75	-	-	Q			
SOP30X00*/_					I			
					B			

Maniglia e pomelli inclusi / Handle and knobs included

*S sinistra left *D destra right

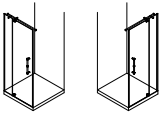


Sovrana P40 - Porta battente in nicchia / Niche pivot door

Sovrana / P40	66 - 87	55 - 75	-	-	Q			
SOP40X00*/_					I			
					B			

Maniglia e pomelli inclusi / Handle and knobs included

*S sinistra left *D destra right

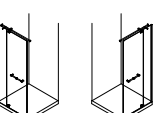


Sovrana P11 - Porta battente in nicchia / Niche pivot door

Sovrana / P11	97 - 167	65	23,5 - 93,5	-	Q			
SOP11X00*/_					I			
					B			

Maniglia inclusa / Handle included

*S sinistra left *D destra right

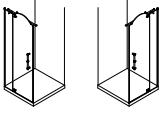


Sovrana P21 - Porta battente in nicchia / Niche pivot door

Sovrana / P21	97 - 167	65	23,5 - 93,5	-	Q			
SOP21X00*/_					I			
					B			

Maniglia inclusa / Handle included

*S sinistra left *D destra right

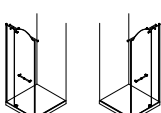


Sovrana P31 - Porta battente in nicchia / Niche pivot door

Sovrana / P31	97 - 167	65	23,5 - 93,5	-	Q			
SOP31X00*/_					I			
					B			

Maniglia e pomelli inclusi / Handle and knobs included

*S sinistra left *D destra right



Sovrana P41 - Porta battente in nicchia / Niche pivot door

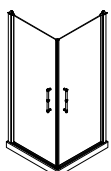
Sovrana / P41	97 - 172	65	23,5 - 93,5	-	Q			
SOP41X00*/_					I			
					B			

Maniglia e pomelli inclusi / Handle and knobs included

IMPERIUM

articolo article	range da... a... cm range from... to... cm	apertura in cm opening cm	fissetto (A) in cm fixed part (A) cm	fissetto (B) in cm fixed part (B) cm	finiture profili profiles finishing	F	1	2
						€	€	€

*S sinistra left *D destra right

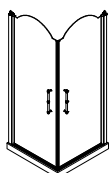


Imperium 1.0 A10 - Porta per angolo pivot / Corner pivot door

Imperium 1.0 A10	67,5 - 97,5	82 - 124	-	-	Q			
B1A10X00*/__					I			
					B			

Maniglia inclusa / Handle included

*S sinistra left *D destra right

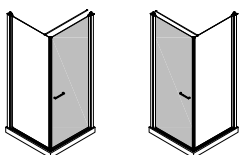


Imperium 1.0 A1X - Porta per angolo pivot / Corner pivot door

Imperium 1.0 A1X	67,5 - 97,5	82 - 124	-	-	Q			
B1A1XX00*/__					I			
					B			

Maniglia e pomelli inclusi / Handle and knobs included

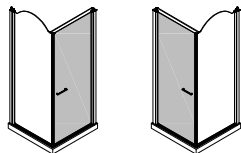
*S sinistra left *D destra right



Imperium 1.0 F1 - Lato fisso per combinazioni con A10-A1X / Fixed side for combinations with A10-A1X

Imperium 1.0 F1	67 - 117	-	-	-	Q			
B1F10X00*/__					I			
					B			

*S sinistra left *D destra right

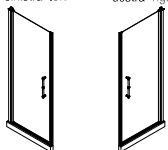


Imperium 1.0 FX - Lato fisso per combinazioni con A10-A1X / Fixed side for combinations with A10-A1X

Imperium 1.0 FX	67 - 117	-	-	-	Q			
B1FX0X00*/__					I			
					B			

Pomelli inclusi / Knobs included

*S sinistra left *D destra right

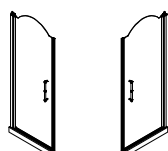


Imperium 1.0 PB1 - Porta battente in nicchia / Niche pivot door

Imperium 1.0 PB1	68,5 - 98,5	-	-	-	Q			
B1PB1X00*/__					I			
					B			

Maniglia inclusa / Handle included

*S sinistra left *D destra right



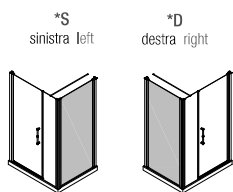
Imperium 1.0 PBX - Porta battente in nicchia / Niche pivot door

Imperium 1.0 PBX	68,5 - 98,5	-	-	-	Q			
B1PBXX00*/__					I			
					B			

Maniglia e pomelli inclusi / Handle and knobs included

IMPERIUM

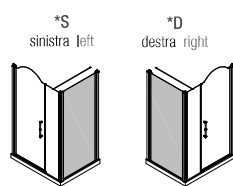
articolo article	range da... a... cm range from... to... cm	apertura in cm opening cm	fissetto (A) in cm fixed part (A) cm	fissetto (B) in cm fixed part (B) cm	finiture profili profiles finishing	F	1	2
						€	€	€



Imperium 1.0 B10 - Porta per angolo pivot / Corner pivot door

Imperium 1.0 B10	97 - 177	55 - 88	31 - 91	-	Q			
B1B10X00*/__					I			
					B			

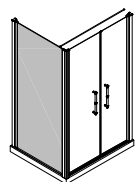
Maniglia inclusa / Handle included



Imperium 1.0 B1X - Porta per angolo pivot / Corner pivot door

Imperium 1.0 A1X	97 - 177	55 - 88	31 - 91	-	Q			
B1B1XX00*/__					I			
					B			

Maniglia e pomelli inclusi / Handle and knobs included

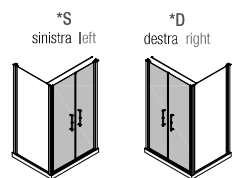


Imperium 1.0 SOL - Porta saloon / Saloon door

Imperium 1.0 SOL	70 - 140	-	-	-	Q			
B1SOLX00*/__					I			
					B			

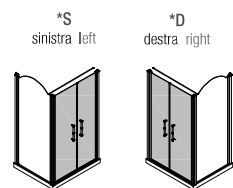
Maniglia inclusa / Handle included

Serigrafia solo da > 117cm - Serigraphy only > 117cm



Imperium 1.0 F1F - Lato fisso per combinazioni con B10-B1X-SOL / Fixed side for combinations with B10-B1X-SOL

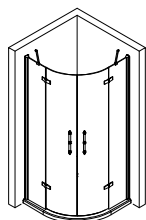
Imperium 1.0 F1F	67 - 121	-	-	-	Q			
B1F1FX00*/__					I			
					B			



Imperium 1.0 F1X - Lato fisso per combinazioni con B10-B1X-SOL / Fixed side for combinations with B10-B1X-SOL

Imperium 1.0 PBX	67 - 121	-	-	-	Q			
B1F1XX00*/__					I			
					B			

Pomelli inclusi / Knobs included



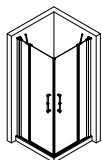
Imperium 2.0 RXB - Semicircolare battente / Pivot semicircular

Imperium 2.0 RXB	87,5 - 89,5	70	33	-	Q			
B2RXB090*/__					I			
					B			
Imperium 2.0 RXB	97,5 - 99,5	70	43	-	Q			
B2RXB100*/__					I			
					B			

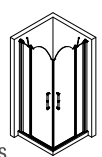
Maniglie e pomelli inclusi / Handles and knobs included

IMPERIUM

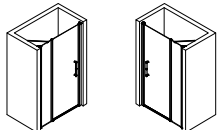
*S sinistra left *D destra right



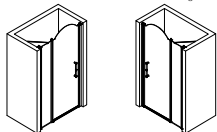
*S sinistra left *D destra right



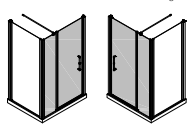
*S sinistra left *D destra right



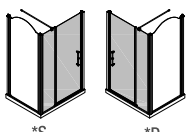
*S sinistra left *D destra right



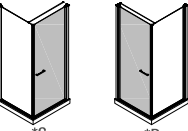
*S sinistra left *D destra right



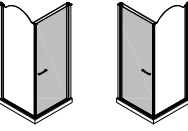
*S sinistra left *D destra right



*S sinistra left *D destra right



*S sinistra left *D destra right



articolo article	range da... a... cm range from... to... cm	apertura in cm * opening cm *	fissetto (A) in cm fixed part (A) cm	fissetto (B) in cm fixed part (B) cm	finiture profili profiles finishing	F	1	2
						€	€	€

Imperium 1.1 A10 - Porta per angolo pivot / Corner pivot door

Imperium 1.1 A10 B0A10X00*/_ _	77,5 - 137,5	60 - 106	29 - 54	-	Q I B			
-----------------------------------	--------------	----------	---------	---	-------------	--	--	--

Maniglia inclusa / Handle included

Serigrafia > 87,5 - Serigraphy > 87,5

Imperium 1.1 A1X - Porta per angolo pivot / Corner pivot door

Imperium 1.1 A1X B0A1XX00*/_ _	77,5 - 137,5	60 - 106	29 - 54	-	Q I B			
-----------------------------------	--------------	----------	---------	---	-------------	--	--	--

Maniglia e pomelli inclusi / Handle and knobs included

Serigrafia > 87,5 - Serigraphy > 87,5

Imperium 1.1 B10 - Porta battente in nicchia / Niche pivot door

Imperium 1.1 B10 B0B10X00*/_ _	88,5 - 138,5	58 - 83	25 - 50	-	Q I B			
-----------------------------------	--------------	---------	---------	---	-------------	--	--	--

Maniglia inclusa / Handle included

Imperium 1.1 B1X - Porta battente in nicchia / Niche pivot door

Imperium 1.1 FX B0B1XX00*/_ _	88,5 - 138,5	58 - 83	25 - 50	-	Q I B			
----------------------------------	--------------	---------	---------	---	-------------	--	--	--

Maniglia e pomelli inclusi / Handle and knobs included

Imperium 1.0 F1F - Lato fisso per combinazioni con B10-B1X / Fixed side for combinations with B10-B1X

Imperium 1.0 F1F B1F11X00*/_ _	67 - 117	-	-	-	Q I B			
-----------------------------------	----------	---	---	---	-------------	--	--	--

Imperium 1.0 F1X - Lato fisso per combinazioni B1X / Fixed side for combinations with B10-B1X

Imperium 1.0 PBX B1F1XX00*/_ _	67 - 117	-	-	-	Q I B			
-----------------------------------	----------	---	---	---	-------------	--	--	--

Pomelli inclusi / Knobs included

Imperium 1.0 F1 - Lato fisso per combinazioni con A10-A1X / Fixed side for combinations with A10-A1X

Imperium 1.0 F1 B1F10X00*/_ _	67 - 117	-	-	-	Q I B			
----------------------------------	----------	---	---	---	-------------	--	--	--

Imperium 1.0 FX - Lato fisso per combinazioni con A10-A1X / Fixed side for combinations with A10-A1X

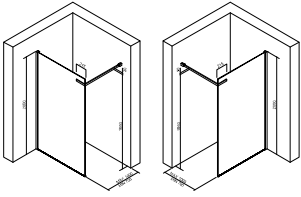
Imperium 1.0 FX B1FX0X00*/_ _	67 - 117	-	-	-	Q I B			
----------------------------------	----------	---	---	---	-------------	--	--	--

Pomelli inclusi / Knobs included

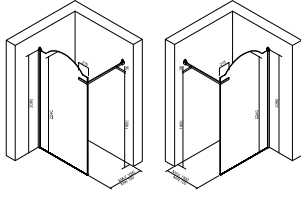
SUPREME

Supreme SA1 / SAX

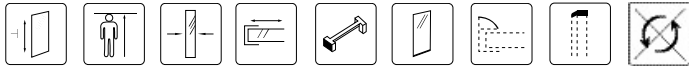
*S - sinistra left *D - destra right



*S - sinistra left *D - destra right



Caratteristiche tecniche Technical features

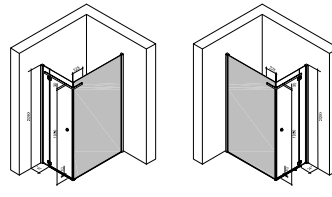


209/224 cm 195 mm 6 mm 2 cm

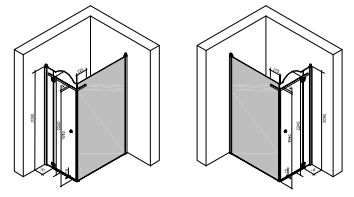


Supreme ABY / ABX

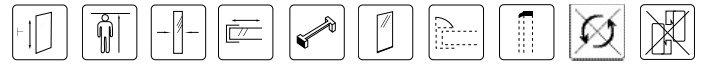
*S - sinistra left *D - destra right



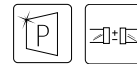
*S - sinistra left *D - destra right



Caratteristiche tecniche Technical features

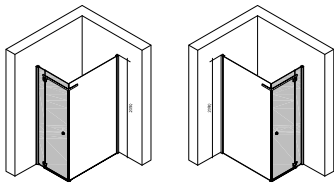


209/224 cm 195 mm 6 mm 2 cm

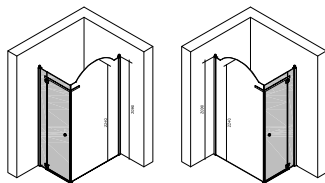


Supreme FB0 / FBX

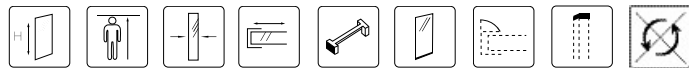
*S - sinistra left *D - destra right



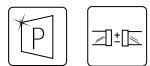
*S - sinistra left *D - destra right



Caratteristiche tecniche Technical features

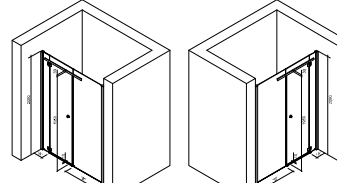


209/224 cm 195 mm 6 mm 2 cm

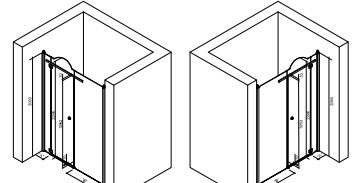


Supreme B2Y / B2X

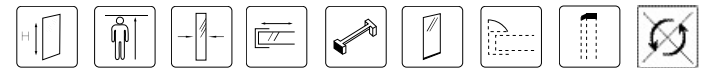
*S - sinistra left *D - destra right



*S - sinistra left *D - destra right



Caratteristiche tecniche Technical features

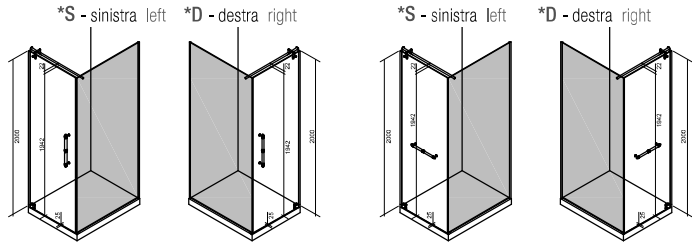


209/224 cm 195 mm 6 mm 4 cm

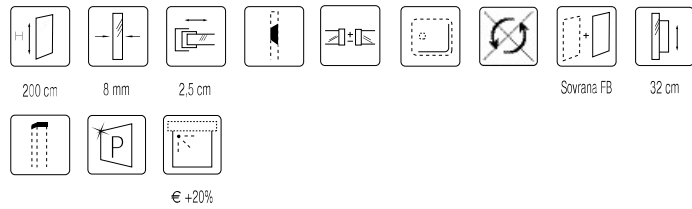


SOVRANA

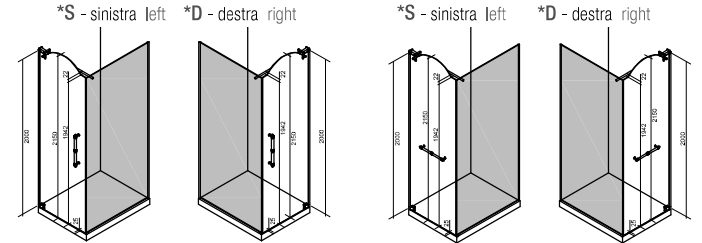
Sovrana A10 / A20



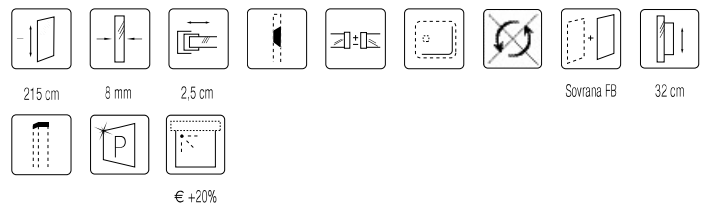
Caratteristiche tecniche Technical features



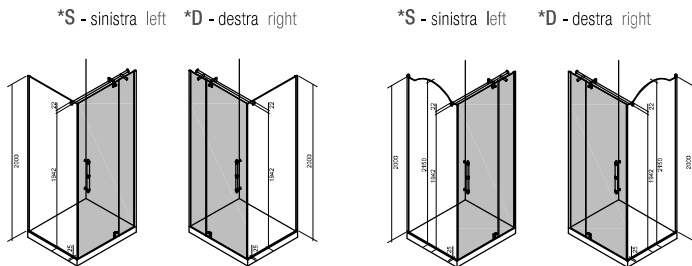
Sovrana A30 / A40



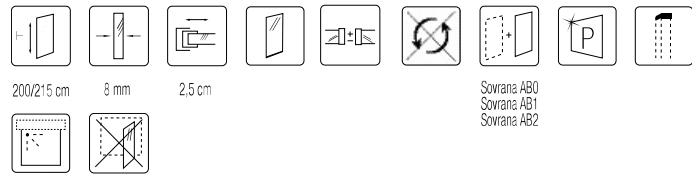
Caratteristiche tecniche Technical features



Sovrana FB1 / FBX

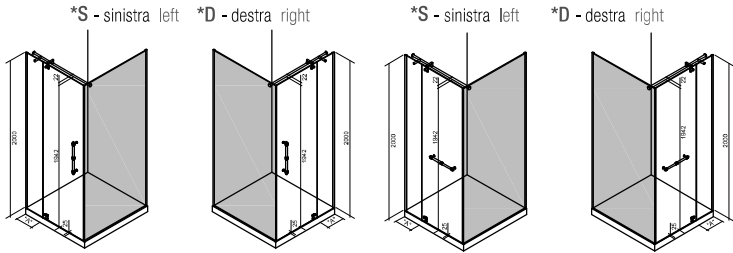


Caratteristiche tecniche Technical features

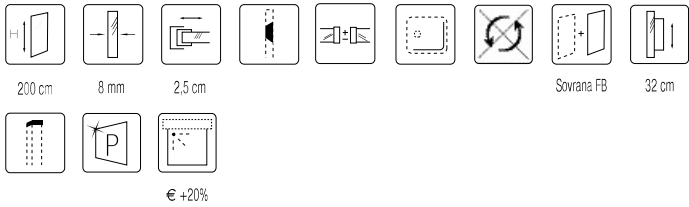


SOVRANA

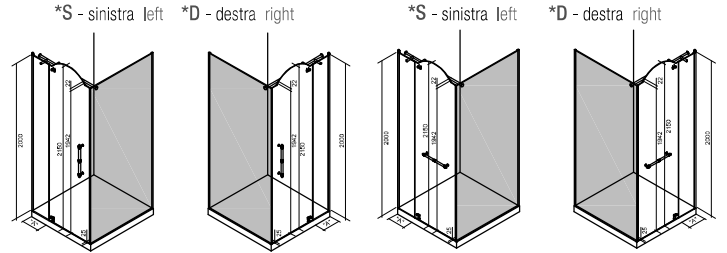
Sovrana A11 / A21



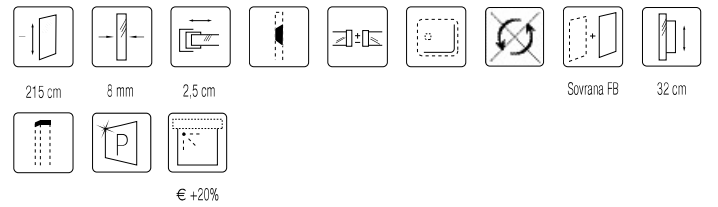
Caratteristiche tecniche Technical features



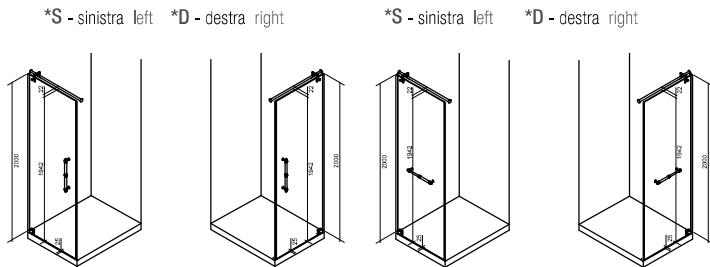
Sovrana A31 / A41



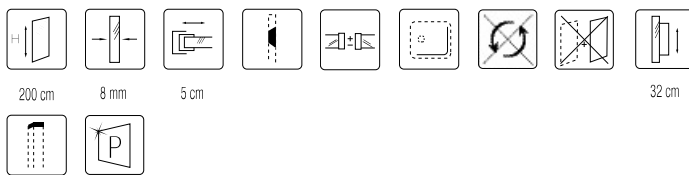
Caratteristiche tecniche Technical features



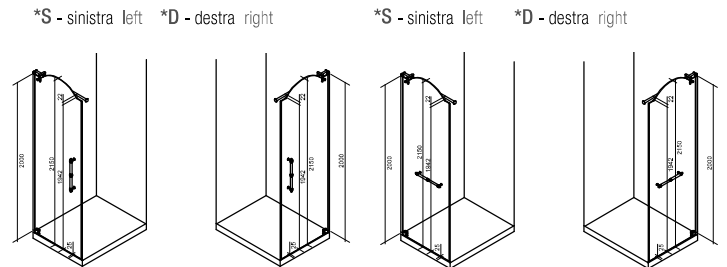
Sovrana P10 / P20



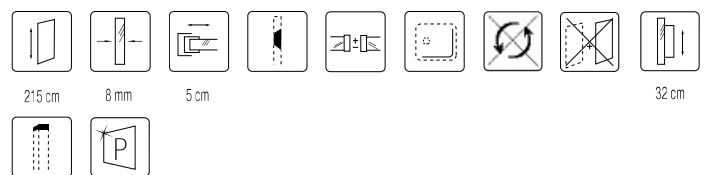
Caratteristiche tecniche Technical features



Sovrana P30 / P40

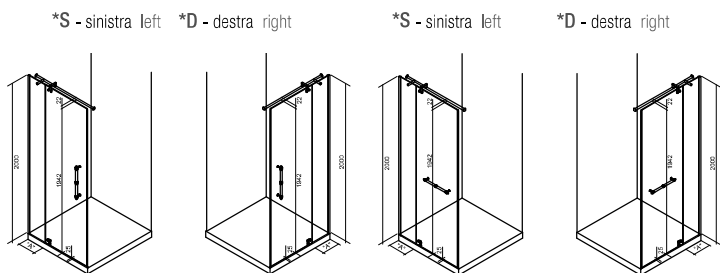


Caratteristiche tecniche Technical features

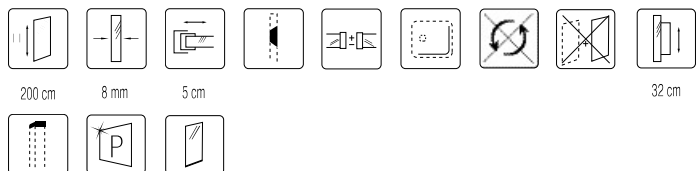


SOVRANA

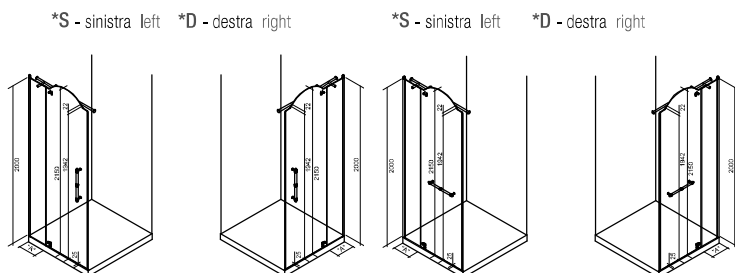
Sovrana P11 / P21



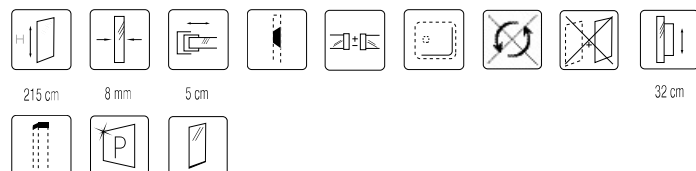
Caratteristiche tecniche Technical features



Sovrana P31 / P41

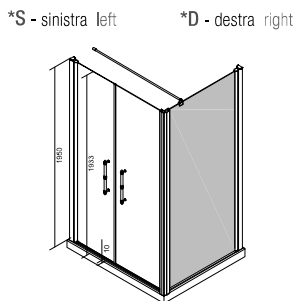


Caratteristiche tecniche Technical features

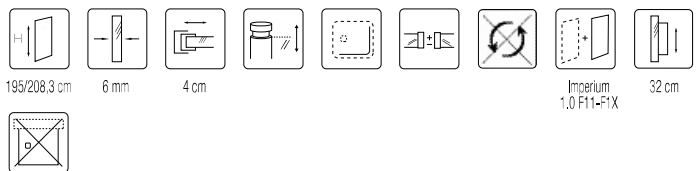


IMPERIUM

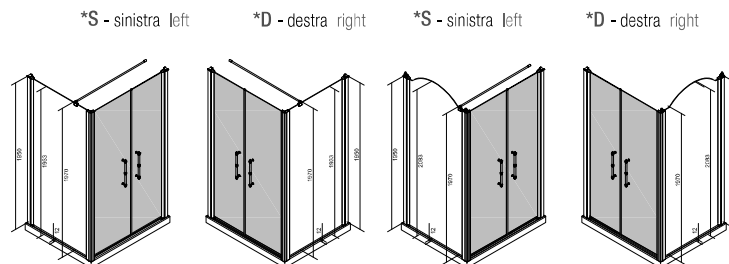
Imperium 1.0 SOL



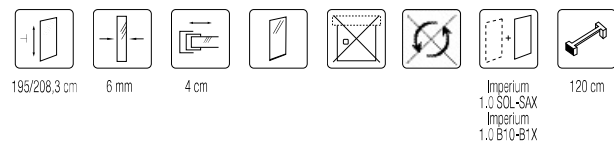
Caratteristiche tecniche Technical features



Imperium 1.0 F11 / F1X



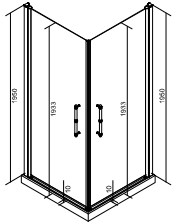
Caratteristiche tecniche Technical features



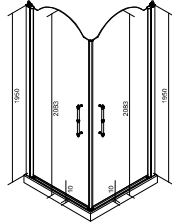
IMPERIUM

Imperium 1.0 A10 / A1X

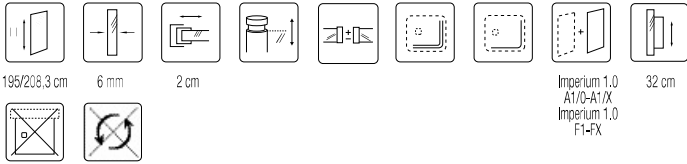
*S - sinistra left *D - destra right



*S - sinistra left *D - destra right

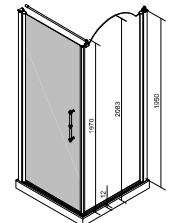
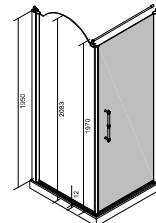
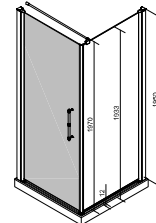
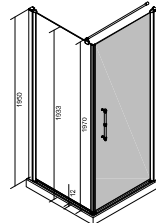


Caratteristiche tecniche Technical features

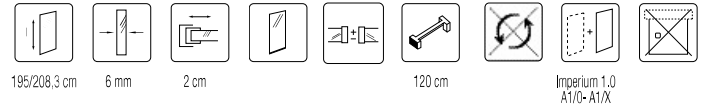


Imperium 1.0 F1 / FX

*S - sinistra left *D - destra right *S - sinistra left *D - destra right

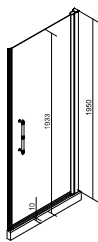
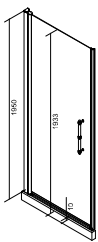


Caratteristiche tecniche Technical features

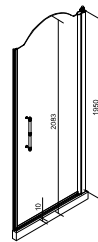
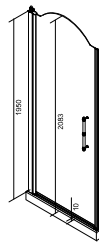


Imperium 1.0 PB1 / PBX

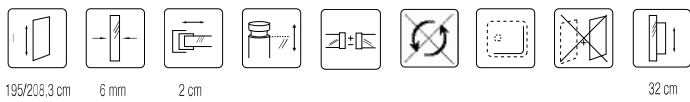
*S - sinistra left *D - destra right



*S - sinistra left *D - destra right

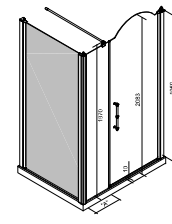
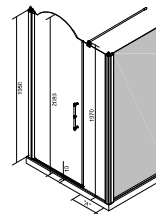
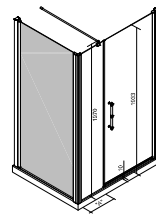
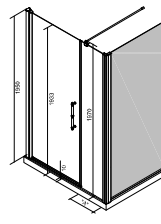


Caratteristiche tecniche Technical features

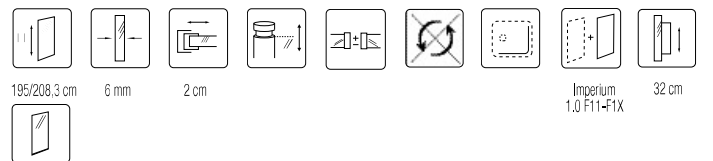


Imperium 1.0 B10 / B1X

*S - sinistra left *D - destra right *S - sinistra left *D - destra right



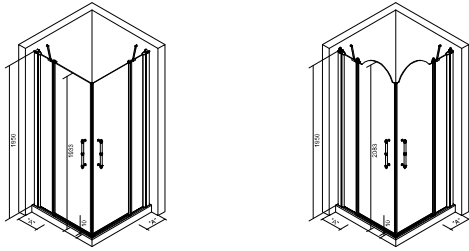
Caratteristiche tecniche Technical features



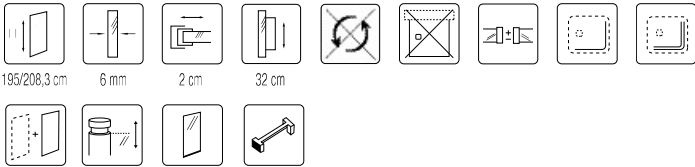
IMPERIUM

Imperium 1.1 A10 / A1X

*S - sinistra left *D - destra right *S - sinistra left *D - destra right



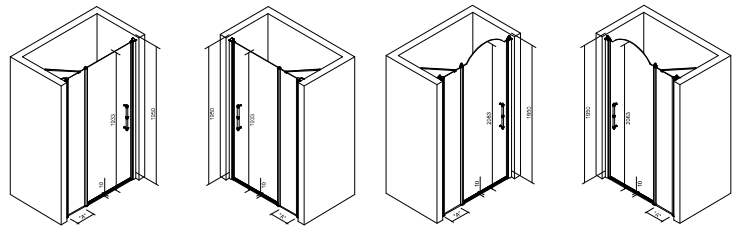
Caratteristiche tecniche Technical features



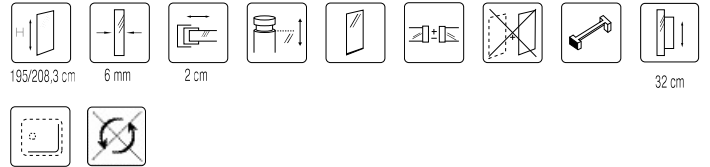
Imperium 1.1
A1/C-A1/X
Imperium 1.1 F1-FX

Imperium 1.1 B10 / B1X

*S - sinistra left *D - destra right *S - sinistra left *D - destra right

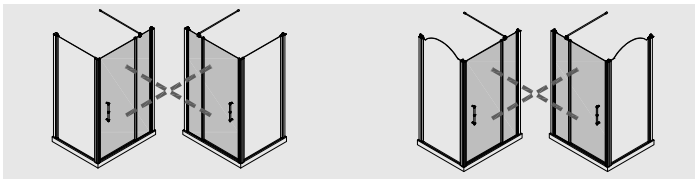
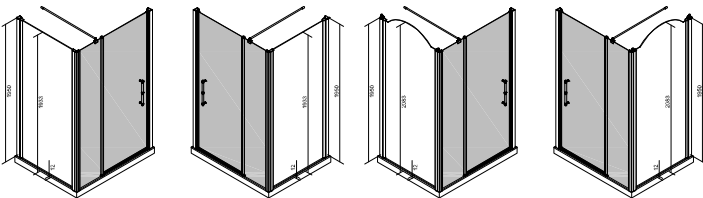


Caratteristiche tecniche Technical features

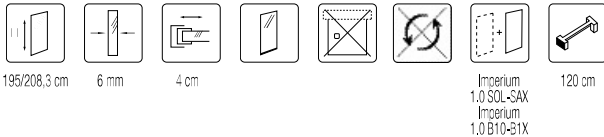


Imperium 1.0 F1F / F1X

*S - sinistra left *D - destra right *S - sinistra left *D - destra right



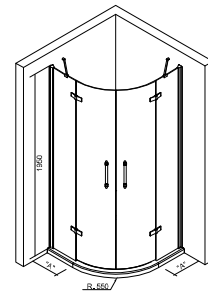
Caratteristiche tecniche Technical features



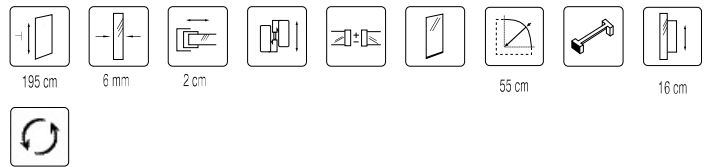
Imperium
1.0 SOL-SAX
Imperium
1.0 B10-B1X

Imperium 2.0 RXB

*S - sinistra left *D - destra right



Caratteristiche tecniche Technical features



FINITURE / FINISHINGS

Serigrafia Serigraphy



Serigrafia Flower Oro con Protective - 1
Gold Flower Serigraphy con Protective - 1



Serigrafia Flower Bianca con Protective-2
White Flower Serigraphy with Protective-2

Vetro Glass



Vetro Trasparente con Protective-F
Clear Glass with Protective-F

Profili Profiles



Alluminio Cromo Brillante - 0
Brilliant Chrome Aluminium - 0



Alluminio Oro Brillante - 1
Brilliant Gold Aluminium - 1



Alluminio Bronzo - B
Bronze Aluminium - B

SUPREME



Legno Cromo Brillante - QR
Brilliant Chrome wood - QR



Legno Oro Brillante - IC
Brilliant Gold wood - IC



Legno Bronzo - BD
Bronze wood - BD

LEGENDA



Altezza totale
Total height



Spessore vetro
Glass thickness



Estensibilità profilo-profilo
Profile-profile extensibility



Elementi filo vetro
At grade glass elements



Chiusura con
guarnizione magnetica
Magnetic gasket closing



Frangiflutto di
contenimento acqua
*Water containment
breakbillow*



Frangiflutto di contenimento
acqua maggiorato
*Increased water containment
breakbillow*



Non abbinabile
Not combinable



Non abbinabile a 3 lati
Not combinable to 3 sides



Cerniera non sollevabile
Not liftable hinge



Tagli copri profilo
Cover top for profile



Protective incluso
Protective included



Abbinabile a 3 lati
Combinable to 3 sides



Non installabile
singolarmente
Not installable singly



Profilo sotto il vetro
in appoggio al piatto
Profile under the glass



Altezza entrata utile
Net entry height



Raggio di curvatura
Radius of curvature



Carter copriviti interno
Internal screw cover carter



Profilo con camme
di sollevamento
Profile with lifting cam



Reversibile
Reversible



Non reversibile
Not reversible



Abbinabile a (...)
Combinable with



Interasse maniglia
Handle size



Braccetto incluso
Supporting bar included



www.megius.com